

Quad Pod K50 K65

Mobile Lighting Towers

A range of high power LED mobile outdoor floodlights especially designed for Construction, Hire, Rail, Utilities and Outdoor Events



www.riteliteportablelighting.co.uk

QUAD POD THE BEST SOLUTION FOR YOUR MOBILE LIGHTING APPLICATION

The Quad Pod is a high power mobile outdoor floodlighting solution for many applications including:

- Construction site lighting
- Rail lighting
- Hire
- Event lighting

Market leading features

- Highly flexible – easy to manoeuvre to any location
- One person deployment system – quick and easy to setup in under 2 minutes
- High power LED lights – 25,000 lumens of light per 200W light head
- Total wattage max 1200W (6 x LED heads) = low load requirement
- Generator or mains powered
- Compact for manoeuvring through small spaces
- Robust and ruggedized structure

All models can be powered by mains or generator

- AC mains power supply (100V - 240V AC)
- Petrol or Diesel Generators

The K50 & K65



K50

5 metre mast height
3 mast sections
4 or 6 light heads
200W LED light heads



K65

6.5 metre mast height
4 mast sections
4 or 6 light heads
200W LED light heads

Features & Benefits



One person deployment system

Even on difficult terrains, enabling use in a much wider range of applications than other lighting towers



Unique parallel mast design

Low centre of gravity for ease of handling without the need to remove the light heads



Fork lift pockets and tie down points

Allow maximum load out and simple handling at depots and destination



Low pressure footprint

Gives non-marking safe secure base

Features & Benefits



Individual, fully adjustable light heads

Allows light to be adjusted to suit any application including a 360° light pattern



Independently adjustable legs

Copes with uneven surface



Built in level gauge

Ensures vertical mast raise



Mains and generator powered

For use with existing power supply equipment



Low pressure wheel / tyres

Suitable for manoeuvring over many different terrains

Features & Benefits



Integrated manual winch with automatic safety brake
Allows safe raising / lowering of the mast



Automatic mast safety interlock system
Market leading, double pin safety locking system ensures that the mast is automatically and safely mechanically locked in all positions when raising the mast. This system also acts as a "dead man's handle" for safe lowering of the mast.



Automatic mast safety and storage lock
helps prevent mast from being raised until legs are deployed and secures mast for transport



Operator level RCD electrical safety isolation switch
No need to lower mast to turn luminaries on and off. Instant power off should an electrical problem occur

Technical Specifications



- LED technology
- Option of 4 or 6 luminaires
- 200W power per luminaire
- 25,000 lumens per luminaire
- Cool white colour temperature

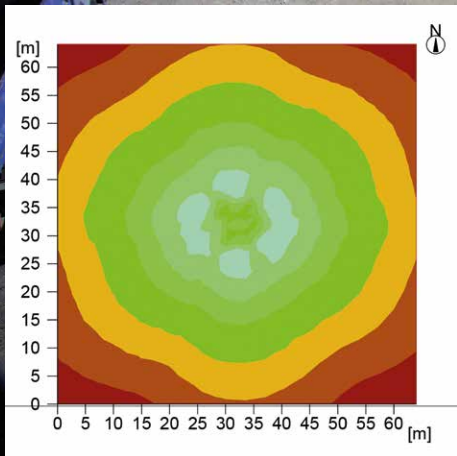
The quad pod can be fitted with either 4 or 6 LED light heads to meet the required illumination. The quad pod is available with a choice of either a 5m or 6.5m telescopic aluminum mast to suit individual requirements.

PRODUCT CODE	MAST HEIGHT	NUMBER OF HEADS	TECHNOLOGY	WEIGHT	CLOSED DIMENSIONS	OPEN DIMENSIONS
K50/MK3-LED4-ROUND	5m	4	LED	215Kg	1030 x 850 x 1970mm	2370 x 3100 x 5380mm
K50/MK3-LED6-ROUND	5m	6	LED	241Kg	1030 x 850 x 1970mm	2370 x 3100 x 5380mm
K65/MK3-LED4-ROUND	6.5m	4	LED	234Kg	1030 x 850 x 1970mm	2370 x 3100 x 6890mm
K65/MK3-LED6-ROUND	6.5m	6	LED	268Kg	1030 x 850 x 1970mm	2370 x 3100 x 6890mm

Metal halide light heads also available, contact our sales team on 01780 758585 for further information.

360 Degree Area Lighting

For applications where multi-directional lighting is required



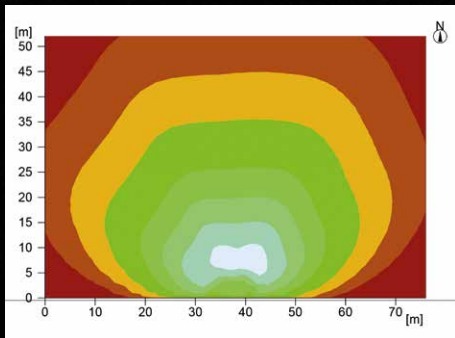
Average 20 lux over 4096 m²




Calculation for 6 x LED 200W heads on K65 Quad Pod

Directional area lighting

For industrial applications



Average 20 lux over 3640 m²



Calculation for 6 x LED 200W heads on K65 Quad Pod



Accessories

GENERATORS

We offer a choice of two generators which are ideal for use with all our Quad Pod mobile lighting towers. Both are portable, efficient to run with low carbon emissions, and low noise levels.

1.6 KW

- Rated output: 1.6 KW
- Fuel Capacity: 4.2 litre
- Running time: up to 5 hours
- Rated voltage: 230V
- Noise levels: 61 dBA
- Dimensions: 499 x 285 x 455mm
- Weight: 21Kg



3.0 KW


- Rated output: 3.0 KW
- Fuel Capacity: 10 litre
- Running time: up to 7 hours
- Rated voltage: 230V
- Noise levels: 65 dBA
- Dimensions: 578 x 440 x 510mm
- Weight: 45Kg



EXTENSION LEADS

Extension leads are available in a variety of lengths to meet customer requirements.





Established in 1988, Ritelite (Systems) Ltd is a specialist in portable & mobile lighting equipment with over 80 years combined experience in the industry.

Ritelite's head office and main manufacturing facility is located in Stamford, Lincolnshire. Ritelite also has an office in Wiltshire, England and a European base in Rheinfelden, Germany.

Ritelite is continually developing new innovative portable & mobile lighting products incorporating the market leading technology and designs.

As an ISO 9001 and 14001 accredited company Ritelite puts quality first reliably delivering high quality products to exceed customer expectations.

Ritelite works together with a network of local partners to ensure the highest level of service to our customers worldwide.

For further information please get in touch with us

UK HEAD OFFICE

**Ritelite (Systems) Ltd, Meadow Park, Bourne Road,
Essendine, Stamford, Lincolnshire, PE9 4LT, England**

Telephone: +44 (0) 1780 758585

Fax: +44 (0) 1780 765700

E-mail: sales@ritelite.co.uk

GERMAN OFFICE

Telephone: +49 (0) 7623 3074308

Fax: +49 (0) 7623 3074310

Mobile: +49 (0) 176 45822464

E-mail: export@ritelite.co.uk

International Website: www.riteliteportablelighting.com

www.riteliteportablelighting.co.uk